

How to...

Edit a ration

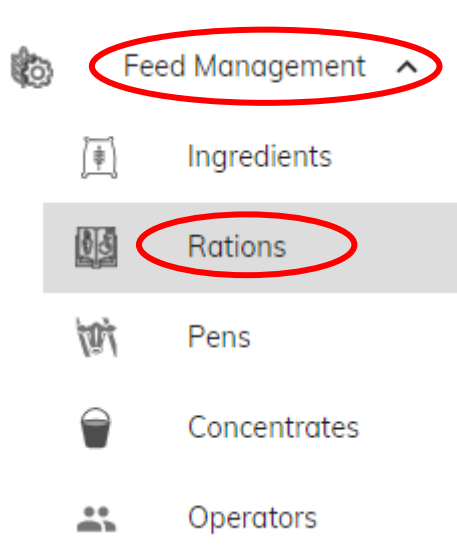
Step 1

Go to <https://app.cowconnect.net>



Step 2

Click "Feed Management" in the left-hand menu and then go to "Rations".



CowConnect Contact Details:

www.cowconnect.net

sales@cowconnect.net

+45 30 74 00 50

How to...


Step 3


Then you choose a pen and can edit as you wish.

Recipe Name


Ration 1

Ingredients

 ADD/REMOVE

| | Ingredient | Fresh Weight (Kg) | DM (%) | DM (Kg) | Mixing Time (minutes) | Cost (kr/cow) |
|-----------------------------------------------------------------------------------|------------|-------------------|--------|---------|-----------------------|---------------|
|  | Corn | 4 | 0.1 | 0 | 0 | 0.00 |
| | Total | 4.00 | 0.0 | 0.00 | - | 0.00 |

Chemical Parameters



Feedplans

Create loads using this ration

+







 ADD


Remember to click “Save” once you are done editing.

Bonus info.

You can also add or remove an ingredient from the ration, by clicking the “add/remove” button which is marked above and switch the ingredient on or off as needed.

Add or Remove Ingredients from Recipe

| Ingredient | Dry Matter (%) | Cost (kr/tonne) | Include |
|------------|----------------|-----------------|-----------------------------------------------------------------------------------------|
| chalk | 0.1 | 0.00 | —  + |
| Corn | 0.1 | 0.00 | —  + |
| grass | 0.1 | 0.00 | —  + |
| water | 0.1 | 0.00 | —  + |
| Fhkg | 56.0 | 0.00 |  |
| salt | 0.1 | 0.00 |  |



CANCEL

OKAY

CowConnect Contact Details:

www.cowconnect.net

sales@cowconnect.net

+45 30 74 00 50